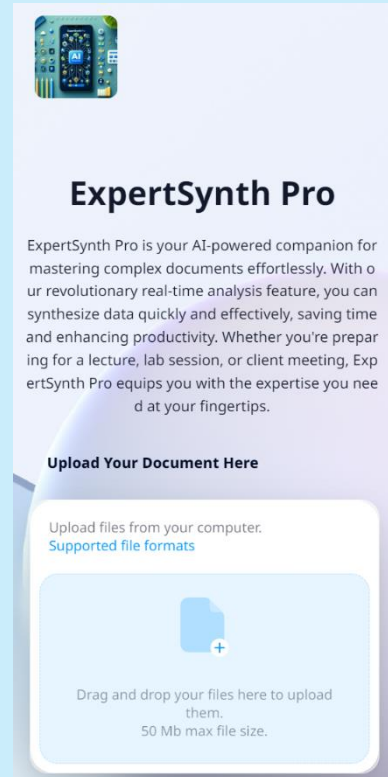


# Expert Synth Pro

## Step-by-Step Instructions to becoming and instant Subject Matter Expert:

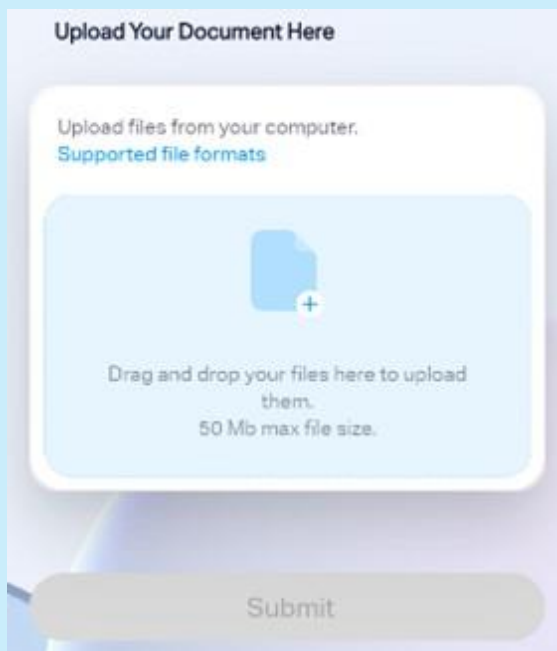
### Step 1: Open Expert Synth Pro

- Launch the Expert Synth Pro app on your device.



### Step 2: Upload Your Document

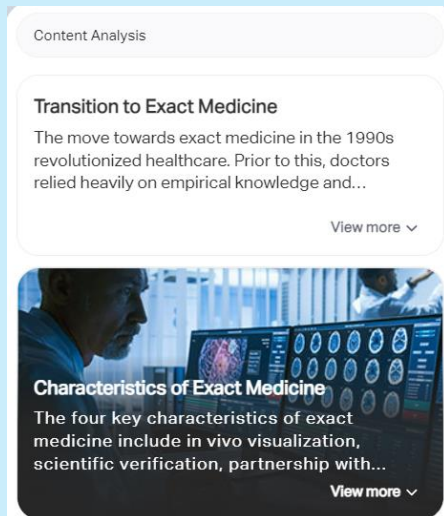
- Click on the "Upload Document" button.
- Select the file you want to synthesize. (RIU AI is capable of 13 different file types!) Amazing!



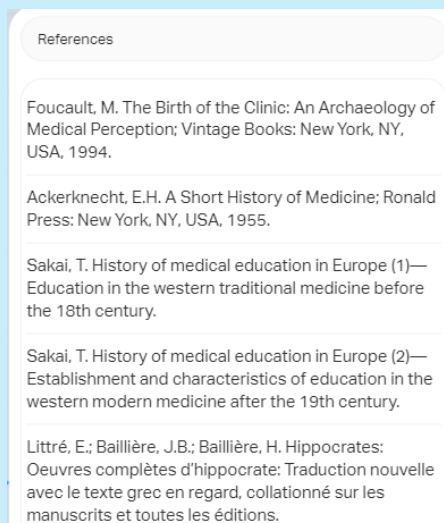
### Step 3: Hit the "Submit" button

## Step 4: Receive a full review that includes

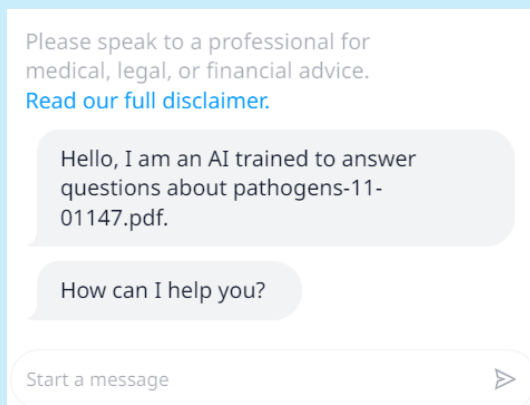
- Content analysis – an in-depth synopsis of the content



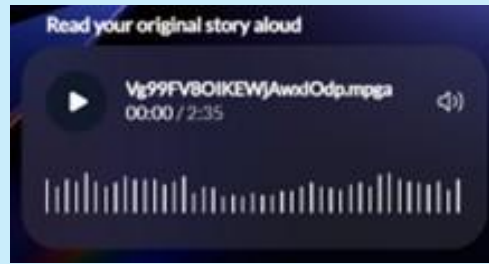
- References – think critically, deep dive



- Chat directly with the RIU AI – ask any question about your file
  - Fully conversational response with exactly what you asked




- Listen to your analysis, hands free!
- Unmatched details to power you up!



### Step 5: Review and Save

- Review the synthesized document.
- Save it to your device or share it directly from the app. Select, Copy, Paste! Done!

## Expert Synth Pro – The undisputed champ of data synthesis



TM